

WINCO[®] GENERATORS



An American Company

We produce our products in our 200,000ft² facility located in Le Center, Minnesota, equipped with modern engineering, fabrication and assembly capabilities.



Full Load Tested

Every generator is 100% load tested



DSE 7310 Controller

Provides immediate performance information



Coolant Heater

120V in-line Hotstart coolant heater with thermostat



Battery Charger

5 Amp, smart marine charger standard



TÜV Certified

The design, construction, and performance of our stationary generators conform to UL2200 & CSA standards



PSS45R4 44,000 WATTS

STANDBY

Rugged Design

Durable enclosure with powder coat paint



Industrial Origin Engine

Origin Engines have been around for over 30 years. These 4.3L, industrial engines are built from the block up and designed specifically for power generation.



Cummins Industrial Genend.



SPECIFICATIONS

ELECTRICAL

VOLTS	P.F.	LP			NG			MAIN CB
		WATTS	KVA	AMPS	WATTS	KVA	AMPS	
120/240 1-PH	1.0	44,000	44	183	42,000	42	175	200
120/208 3-PH	0.8	44,000	55	152	42,000	52.5	145	150
120/240 3-PH	0.8	44,000	55	132	42,000	52.5	126	150
277/480 3-PH	0.8	44,000	55	66	42,000	52.5	63	75
346/600 3-PH	0.8	44,000	55	52	42,000	52.5	50	50

ENGINE

ENGINE BRAND	ORIGIN
ENGINE MODEL	4.3L
ENGINE STARTER	12V ELECTRIC
ENGINE SPEED	1800 RPM
ENGINE CYLINDERS	6
ENGINE HP	73
FREQUENCY ⁽¹⁾	60 HZ
ALTERNATOR	70 AMP
FLYWHEEL	10/11.5"
ROTATION	CCW
ASPIRATION	NATURAL
BORE/STROKE	101 mm x 88 mm
DISPLACEMENT	4.3L
LOW OIL PROTECTION	STANDARD
RECOMMENDED OIL ⁽²⁾	5W-40 SAE
OIL CAPACITY	4 QTS
GOVERNOR	ELECTRONIC
COMPRESSION RATIO	10.1:1
FAN TYPE	PUSHER
COOLANT	3 GAL
RADIATOR COOLING AIR	5000 CFM
EXHAUST FLOW	243 CFM
EXHAUST OUTLET SIZE	2.5"
COMBUSTION AIR	
LP	94.3 CFM
NG	89.0 CFM
STARTING TEMP W/BLOCK HEATER	-30° F

NOTES: (1) Steady state frequency regulation. (2) The recommended oil is for normal applications. See operator's manual for the recommended oil for your needs.

PSS45

MOTOR STARTING (CODE G)	15 HP
DBA @ 7 METERS	72
TOTAL HARMONIC DISTORTION	< 5%
FLOATING NEUTRAL	YES
ASSEMBLED IN	USA
EPA APPROVED	YES
CARB APPROVED	YES
TÜV CERTIFICATION	UL2200 CSA

UNIT WARRANTY⁽¹⁾
STANDBY 2 YEAR/2000 HRS

NOTES: (1) For more generator warranty, see operator's manual.

GENERATOR END

WINDING	
SINGLE PHASE	4 LEAD
THREE PHASE	12 LEAD
WINDING NUMBER	
SINGLE PHASE	06
THREE PHASE	311
VOLTAGE REGULATION	AVR +/- 1%
AVR TYPE	AS440
TEMPERATURE RISE	125/40° C
TYPE	REVOLVING FIELD
BRUSHLESS	YES
SPEED	1800 RPM
ROTOR	2/3 PITCH
WINDINGS	100% COPPER
STATOR WINDING	DOUBLE LAYER CONCENTRIC
COUPLING	DIRECT/FLEXIBLE DISC
BEARINGS	SINGLE (MAINTENANCE FREE)
EFFICIENCY PEAK	
SINGLE PHASE	80
THREE PHASE	89
INSULATION	CLASS H
INGRESS PROTECTION	IP23



SPECIFICATIONS

DERATES

ABOVE SEA LEVEL 2,000 FT	4.8% PER 1,000 FT
TEMPERATURE EVERY 10° ABOVE 77°F	2%

BLOCK HEATER

VOLTS	120
WATTS	1,500
AMPS	12.5 AMPS
THERMOSTAT ON	100° F
OFF	120° F

FUEL

INLET PRESSURE	4-6 OZ/7-11" WATER COLUMN
FUEL INLET SIZE	0.75"
FUEL CONSUMPTION NG	
100%	605 FT ³ /HR - 605,000 BTU/HR
75%	471 FT ³ /HR - 471,000 BTU/HR
50%	336 FT ³ /HR - 336,000 BTU/HR
25%	201 FT ³ /HR - 201,000 BTU/HR
FUEL CONSUMPTION LP	
100%	5.4 GAL/HR - 516,000 BTU/HR
75%	4.2 GAL/HR - 401,000 BTU/HR
50%	2.9 GAL/HR - 277,200 BTU/HR
25%	1.7 GAL/HR - 162,500 BTU/HR

DSE 7310 CONTROLLER

ENGINE DISPLAY/PROTECTION	
ENGINE RPM	YES
LOW OIL PRESSURE	YES
HIGH COOLANT TEMP	YES
LOW COOLANT	YES
OVER/UNDER SPEED	YES
OVER CRANK	YES
CAN ECU SHUTDOWN	YES
ENGINE MAINTENANCE CODES	YES
GENSET DISPLAY/PROTECTION	
VOLTAGE (L-N & L-L)	YES
OVER/UNDER VOLTAGE	YES
FREQUENCY	YES
OVER/UNDER FREQUENCY	YES
AMP DISPLAY/SHUTDOWN	YES
PHASE IMBALANCE	FIELD ENABLED
KW, KVA, KVARH DISPLAY	YES
KWH, KVAH, KVARH DISPLAY	YES
GENERATOR PHASE SEQUENCE	OPTIONAL

BATTERY

DC SYSTEM	12V
BATTERY RACK/CABLE	INCLUDED
BATTERY CHARGER	5 AMP
REQUIRED BATTERY ⁽¹⁾	GROUP 24 650 CCA

NOTES: (1) Battery is not included.

SHIPPING

SHIP DIMENSIONS (L x W x H)	117" x 48" x 65"
SHIP WEIGHT	2500 LBS
FREIGHT CLASS	70

NOTES: Shipping dimensions are for an enclosed unit.

OPTIONAL ACCESSORIES

GENERATOR STRIP HEATER
AUTOMATIC TRANSFER SWITCH
PERMANENT MAGNET GENERATOR
VAPOR FUEL STRAINER
DSE8610 PARALLELING CONTROLLER
BATTERY CHARGER UPGRADE
BATTERY HEATER
NFPA 110 LEVEL 1
WEBNET
LP LIQUID WITHDRAWAL

ADDITIONAL DISPLAYS/PROTECTIONS

EXTERNAL E-STOP	FIELD INSTALLED
BATTERY VOLTAGE	YES
BATTERY OVER/UNDER VOLTAGE	YES

COMMUNICATIONS

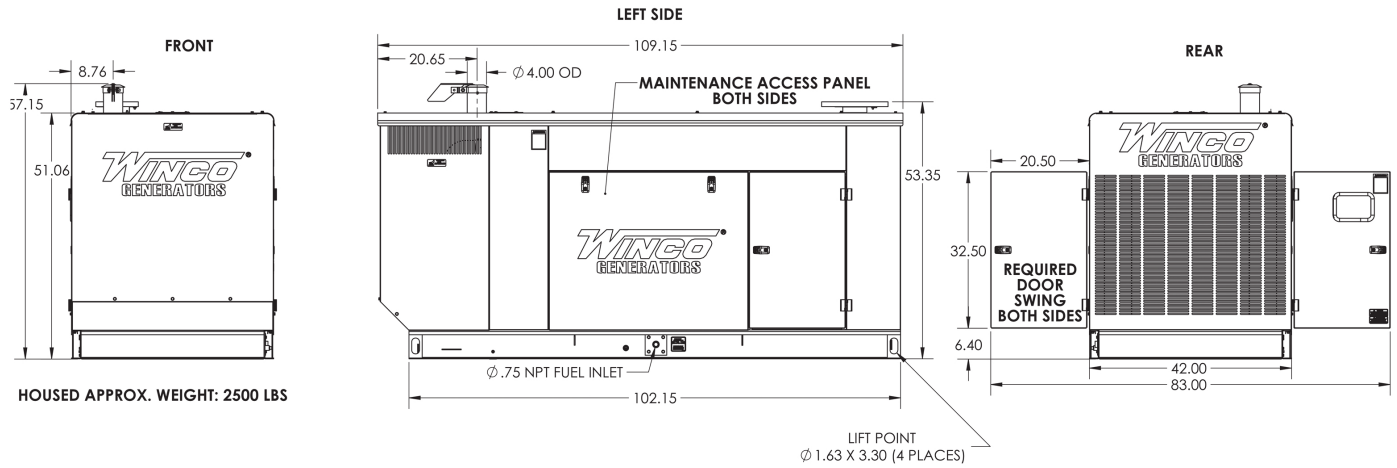
USB CONNECTABLE	YES
RS232/RS485	YES
REMOTE DISPLAY PANEL	OPTIONAL
DSE WEB NET	OPTIONAL

ADDITIONAL FEATURES

AUDIBLE ALARM	YES
ENGINE EXERCISER	FIELD ENABLED
MAINTENANCE INTERVAL TIMER	FIELD ENABLED
LOAD SHEDDING/DUMMY	FIELD ENABLED
CONFIGURABLE INPUTS	4 (EXPANDABLE)
CONFIGURABLE OUTPUTS	4 (EXPANDABLE)
EVENT LOG	250

DRAWINGS

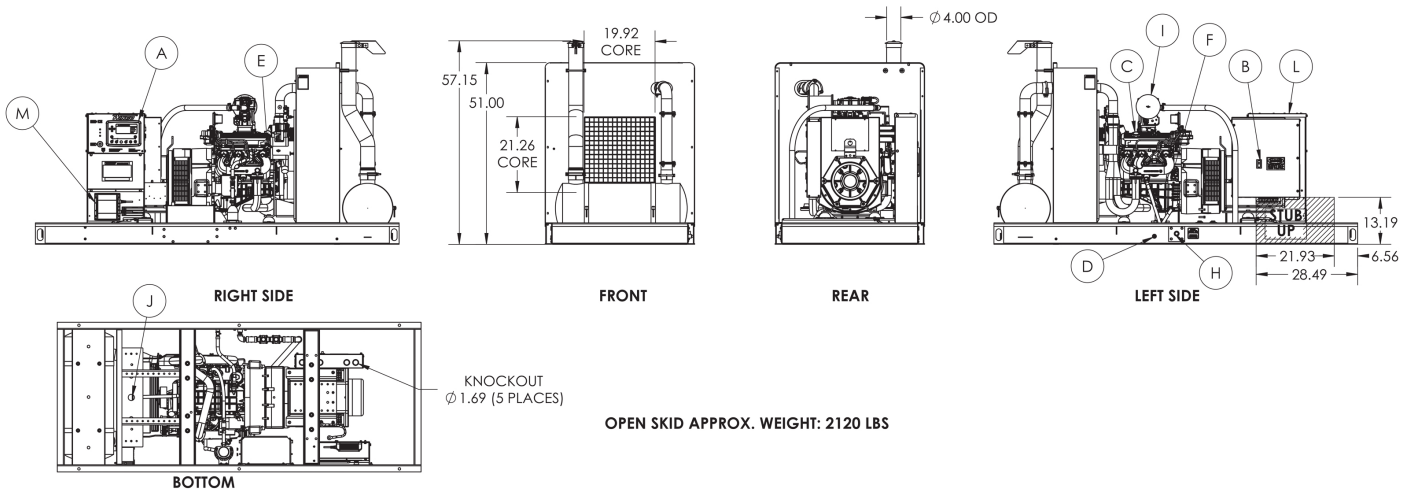
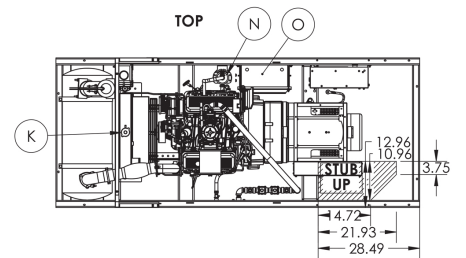
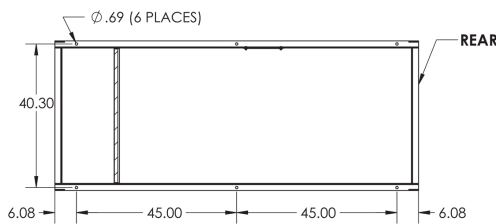
ENCLOSED



OPEN

KEY COMPONENTS	
A	ENGINE CONTROL
B	MAIN LINE CIRCUIT BREAKER
C	OIL FILL
D	OIL DRAIN
E	OIL DIPSTICK
F	OIL FILTER
H	FUEL INLET
I	AIR FILTER
J	COOLANT DRAIN
K	COOLANT FILL
L	AVR
M	BATTERY CHARGER
N	BLOCK HEATER
O	BATTERY

TOP VIEW HOLE PATTERN



Specifications are subject to change without notice.

